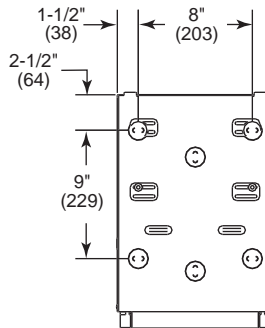
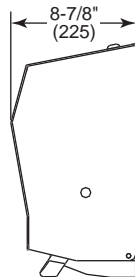
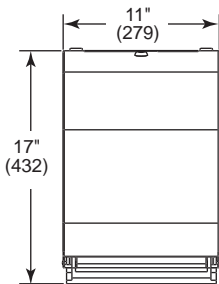


TOWEL DISPENSER

- Surface-Mounted
- Roll Paper Towels
- Push Bar Operation



CONSTRUCTION:

- **CABINET** fabricated of type 304 (18-8), 22 gauge satin finish stainless steel. Cabinet secured with tumbler lock.
- **ROLL TOWEL MECHANISM** fabricated of enameled steel and impact resistant plastic.

CAPACITY:

One roll standard core 8" or 9" wide x 800' long paper towel roll.

OPERATION:

Push bar operates with less than 5 lbs. of force to dispense adjustable lengths of paper toweling with each stroke.

INSTALLATION:

Secure unit to wall through back with mounting screws (included) at mounting holes provided.

GUIDE SPECIFICATION:

Surface-mounted roll paper towel dispenser cabinet shall be fabricated of 22 gauge type 304 (18-8) stainless steel with exposed surfaces in satin finish. Roll towel mechanism shall be fabricated of enameled steel and impact resistant plastic. Roll towel mechanism shall be adjustable to dispense several preset lengths of paper towel. Push bar dispensing lever shall operate with less than 5 lbs. of force.

Overall dimensions: 11"W x 17"H x 8-7/8"D.

Surface-Mounted Roll Paper Towel Dispenser shall be Bradley Model 2482-11.

Document No. 8189

This information is subject to change without formal notice.
© 2007 Bradley Corporation
4-5-2007



P.O. Box 309, Menomonee Falls, WI 53052-0309
Phone 1-800-BRADLEY FAX 262-253-4161
Web Site: <http://www.bradleycorp.com>